

My College QuickStart™ Lesson Plan:

Name: _____

Grade Level(s)	Grades 9-12
Goal(s)	Score well on the PSAT/NMSQT and SAT.
Time Required	45 minutes
Materials Needed	<ul style="list-style-type: none"> Access to the internet Access to a computer or tablet Access to the PSAT/NMSQT and SAT
Before You Begin	<ul style="list-style-type: none"> Before you begin, you should have a good understanding of the PSAT/NMSQT and SAT.
Student Objectives	<ul style="list-style-type: none"> Identify the structure of the PSAT/NMSQT and SAT. Understand the importance of the PSAT/NMSQT and SAT. Take the PSAT/NMSQT and SAT.
Student Assignment	<ol style="list-style-type: none"> Go to www.collegeboard.com/quickstart and click on the "Get Started" button. Click on the "PSAT/NMSQT" button and click on the "Take the PSAT/NMSQT" button. Click on the "SAT" button and click on the "Take the SAT" button.

My College QuickStart™ Lesson Plan:

4. O  a c b a .




Study Plan Home Meet the SAT **College Reading** Mathematics Writing Practice Test



Feedback
Feedback was created especially for you, based on your PSAT/NMSQT results.

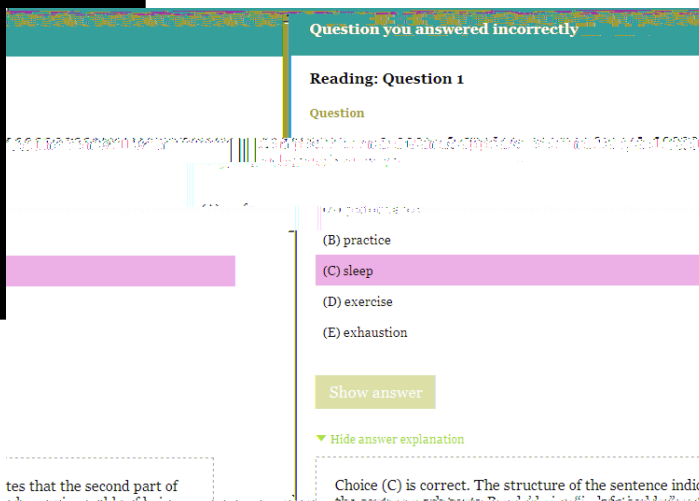
My Skill
This feed results

Determining the Meaning of Words 

Organization & Ideas 

Author's Craft 

5. C  \$  a  a  a  a  a  a  a  a



Question you answered incorrectly

Reading: Question 1

Question

... practice has

(B) practice

(C) sleep

(D) exercise



(E) exhaustion

Show answer








Hide answer explanation




...tes that the second part of

Choice (C) is correct. The structure of the sentence indica

6. C  Practice Now  \$  a c c     .

7. R  a   1 6  a c .

A  \$ c   1-6, \$ ca \$ a c c   a   SAT.

1. R  a   1 6 ab.


**Student
Assignment
(cont'd)**

**Optional
Assignment**

My College QuickStart™ Lesson Plan:

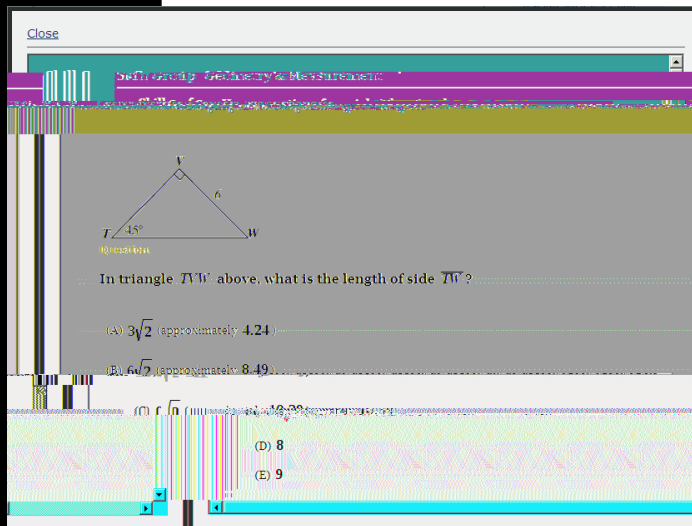
2. **Practice Now**

3. **Click Skills too easy? Try some harder practice questions. Skills too hard? Try some easier practice questions.**



4. **Next Skill**

**Classroom
Discussion Topic
(Optional)**




5. **14**

My College QuickStart™ Lesson Plan:

Name: _____


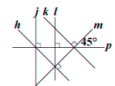
Worksheet 1: My SAT Study Plan™

<p>Question 1: W</p> <p>ac</p> <p>ac</p> <p>ac</p>	<p>S 1</p>
	<p>Q N b R :</p>
	<p>S 2</p>
	<p>Q N b R :</p>
<p>Question 2: R a</p> <p>S 1</p>	 <p>Mathematics: Question 21</p> <p>How many pairs of parallel lines are in the figure above?</p> <p>(B) Two (C) Three (D) Four (E) Five</p>
<p>Question 3: C c Show Correct Answer a Show Answer Explanation.</p>	<p>W \$ \$ a a a \$ \$?</p>
	<p>W a a a a \$, a \$?</p>

My College QuickStart™ Lesson Plan:

Name: _____

Worksheet 1: My SAT Study Plan™ (cont'd)

<p>Question 4: R a ● ●</p> <p>§ ● ● S 2.</p>	 <p>Mathematics: Question 21</p>  <p>Question</p> <p>How many pairs of parallel lines are in the figure above?</p> <p>(B) Two (C) Three (D) Four (E) Five</p>
<p>Question 5: C ● Show Correct Answer a ● Show Answer Explanation</p>	<p>W § ● § § a ● ● a§§ ● ●?</p> <hr/> <p>W a a ● a ● c ● § , a ● §?</p>